

FOREWORD

This publication is one of its kind in the series of the Digest of Security, Justice and Social Welfare Statistics produced by the State Bureau of Statistics. This edition covers a wide scope as it contains information on justice and security, Prisons Services, Federal Road Safety Commission (FRSC), Nigeria Security and Civil Defence Corps (NSCDC), Vigilante Group of Nigeria (VGN) and Ekiti State Traffic Management Agency (EKSTMA).

The primary objective of the publication is to showcase the activities of Social Welfare, Justice and Security Institutions in the State with the aims of providing useful information to the prospective users such as government and researchers. The publication is subdivided into four major sections namely: justice, prisons, security and social welfare.

I wish to appreciate the effort of various establishments such as High Court of Justice, Federal Prisons Services, Ministry of Women Affairs and Gender Empowerment, Federal Road Safety Commission, Nigeria Security and Civil Defence Corps, Vigilante Group of Nigeria and Ekiti State Traffic Management Agency for their cooperation in supplying the required information. We count on their continued support in years ahead.

The publication will in doubt assist planners, policy makers and researchers in their actions as we also welcome observations and remarks that can lead to improvement in future edition of the publication.

The Statistician General,
Ekiti State Bureau of Statistics,
State Secretariat,
Ado-Ekiti.

S/N	TITLE	PAGE
	SECTION ONE	
1.1	DISTRIBUTION OF OFFICERS AND STAFF OF NIGERIA POLICE FORCE BY LOCAL GOVERNMENT IN EKITI STATE, 2018.	8
1.2	NUMBER OF CASES REPORTED, SETTLED AND TRANSFERRED TO COURT BY NIGERIA POLICE FORCE EKITI STATE, 2018.	9
1.3	TYPE OF OFFENCE AND NUMBER OF PERSONS INVOLVED BY SEX RECORDED BY NIGERIA POLICE FORCE IN EKITI STATE, 2018.	10
1.4	NUMBER OF CASES REPORTED TO NIGERIA POLICE FORCE IN EKITI STATE BY TYPES OF OFFENCE AND SEX OF THE ACCUSED PERSONS, 2018.	11
1.5	NUMBER OF NIGERIA SECURITY AND CIVIL DEFENCE CORPS (NSCDC) STATIONS AVAILABLE IN EKITI STATE BY LOCAL GOVERNMENT, 2018.	12
1.6	DISTRIBUTION OF NIGERIA SECURITY AND CIVIL DEFENCE CORPS (NSCDC) STATIONS BY SENATORIAL DISTRICT IN 2018.	13
1.7	DISTRIBUTION OF NIGERIA SECURITY AND CIVIL DEFENCE CORPS (NSCDC) BY CADRE AND SEX IN EKITI STATE, 2018.	14
1.8	NUMBER OF CASES AND TYPE OF OFFENCE HANDLED BY NIGERIA SECURITY AND CIVIL DEFENCE CORPS (NSCDC) EKITI STATE COMMAND, 2018.	15
1.9	NUMBER OF CASES REPORTED, CASES SETTLED AND CASES TRANSFERRED TO COURT BY NIGERIA SECURITY AND CIVIL DEFENCE CORPS (NSCDC) EKITI STATE, 2018.	16
1.10	DISTRIBUTION OF STAFF OF FEDERAL ROAD SAFETY COMMISSION (FRSC) BY CADRE IN EKITI STATE, 2018.	17
1.11	NUMBER OF FRSC BASE AVAILABLE IN EKITI STATE BY LGA, 2018.	18
1.12	NUMBER OF TRAFFIC OFFENDERS RECORDED BY FRSC, 2018.	19-20
1.13	RECORD OF EKITI TRAFFIC MANAGEMENT AGENCY (EKSTMA) BY STATIONS BY LOCAL GOVERNMENT AREA IN EKITI STATE, 2018.	21
1.14	DISTRIBUTION OF OFFICERS AND STAFF OF EKITI STATE TRAFFIC MANAGEMENT AGENCY (EKSTMA), 2018.	22
1.15	RECORD OF TRAFFIC OFFENDERS BY EKITI STATE TRAFFIC MANAGEMENT AGENCY, 2018.	23
1.16	NUMBER OF VIGILANTE GROUPS OF NIGERIA (VGN) STATIONS/POST AVAILABLE IN EKITI STATE BY LOCAL GOVERNMENT, 2018.	24
1.17	DISTRIBUTION OF VIGILANTE GROUP OF NIGERIA BY SENATORIAL DISTRICT IN EKITI STATE, 2018.	25
1.18	NUMBER OF CASES HANDLED BY VIGILANTE GROUP OF NIGERIA BY TYPE OF OFFENCE DISAGGREGATED BY SEX IN EKITI STATE, 2018.	26
1.19	DISTRIBUTION OF OFFICERS AND STAFF OF VIGILANTE CORPS BY CADRE IN EKITI STATE, 2018.	27

	SECTION TWO	
2.1	DISTRIUTION OF FAMILY CASES BY STATUS AND ZONE IN EKITI STATE, 2018.	30
2.2	BENEFICIARIES OF REFORMED PROGRAMME BEEN COORDINATED BY MIN. OF WOMAN AFFAIRS, SOCIAL WELFARE AND GENDER EMPOWERMENT IN EKITI STATE, 2018.	31
2.3	JUVENILE CASES AGAINST REGULATION HANDLED BY WOMAN AFFAIRS, SOCIAL WELFARE AND WOMAN EMPOWERMENT BY NATURE OF OFFENCE IN EKITI STATE, 2018.	32
2.4	NUMBER OF JUVENILE CASES ENTERTAINED BY THE SOCIAL WELFARE DEPARTMENT BY NATURE OF OFFENCE IN EKITI STATE, 2018.	33
	SECTION THREE	
3.1	CAPACITY AND ACTUAL NUMBER OF INMATES IN FEDERAL PRISONS, ADO EKITI, 2018.	37
3.2	DISTRIBUTION OF STAFF IN FEDERAL PRISONS, ADO EKITI BY SEX AND PROFESSION, 2018.	38
3.3	AVAILABLE FACILITY IN FEDERAL PRISONS, ADO EKITI, 2018.	39
3.4	NUMBER OF PRISONS REMANDED IN FEDERAL PRISONS, ADO EKITI BY SEX, MONTH AND NATURE OF OFFENCE, 2018.	40
3.5	DISTRIBUTION OF CONVICTED PRISONS INMATES IN FEDERAL PRISONS, ADO EKITI, 2018.	41
3.6	NEW ARRIVAL INTO FEDERAL PRISONS, ADO EKITI BY SEX, MONTH AND NATURE OF CONVICTION, 2018	42
3.7	DISTRIBUTION OF INMATES BY TYPES OF OFFENCE IN FEDERAL PRISONS, ADO EKITI, 2018.	43
3.8	CONVICTED LEAVING EKITI FEDERAL PRISONS BY SEX AND LENGTH OF SENTENCE, 2018.	44
3.9	MONTHLY RECORD OF CONVICTED LEAVING FEDERAL PRISONS, ADO EKITI BY SEX AGE, 2018.	45
3.10	AVAILABLE TRAINING OPPORTUNITY IN FEDERAL PRISONS, ADO EKITI, 2018.	46
	SECTION FOUR	
4.1	DISTRIBUTION OF COURTS BY TYPE AND LOCAL GOVERNMENT IN EKITI STATE, 2018	49
4.2	NUMBER OF JUDGES, MAGISTRATE AND CUSTOMARY COURT PRESIDENTS BY SEX IN EKITI STATE, 2018.	50
4.3	CLASSES OF SENIOR ADVOCATES OF NIGERIA (SAN) OF EKITI STATE ORIGIN BY SEX, 2018.	51
4.4	REPORTED CASES BY TYPES OF OFFENCE AND SEX OF THE ACCUSED PERSONS IN EKITI STATE, 2018.	52
4.5	TYPES OF OFFENCE AND DISPOSITION ORDER IN EKITI STATE, 2018.	53

SECTION ONE

Table 1.1 contains information on the distribution of personnel in Nigeria Police Force into Senior, intermediate and junior level spread across the LGAs in Ekiti. Available information from the records presents a total of 3,167 personnel comprises of 250 (7.9%) in senior cadre, 769(25.1%) in intermediate and 2,122 (67.0%) in the junior category. Statistical analysis of the records shows that the highest proportion of the staff belongs to junior category.

Gender analysis of the record shows that just 477(15.1%) of the workforce were women. In the senior category, while there were just 12 (4.8%) women but the scenario was not the same with the personnel record of intermediate category that reveals that women were 600 or 80% out of 715.

There were a total of 2,365 cases reported to Nigeria Police Force in Ekiti in 2018 as detailed in table 1.2, out of which 273 cases were settled and 762 transferred to court.

Cases handled by police office ranges from house breaking, murder, rape, stealing and kidnapping to mention but a few. Offence relating to theft and stealing was so rampant that took 24% in the year. 7 men were arrested in connection with kidnapping cases and 62 or 2.6% of the cases were related to rape and defilement. As low as 4 cases or 0.2% were issues handled that contradicts the human trafficking law. There were 55 people or 2.3% that were alleged of attempting to commit murder while 69 people or 2.9% had unlawful possessions.

The table gives a comprehensive insight into the various crime prominent in the state. Just as the issue of the insecurity raises concern at the national level, prevalence of crime ranging from stealing, fraud, murder, robbery to rape and defilement in Ekiti state has become a point of concern. The prevalent of the crime in the state that accounted for 22% is that of theft and stealing cases of cheating, arm robbery, assault occasion harm and murder gulps 13.4%, 5.1%, 15.6% and 2.8% respectively.

Table 1.5 contains information on the number of NSCDC stations that was available in Ekiti State in 2018. From the record, there were 52 Stations spread across the 16 Local Government Areas with Ekiti west having the highest number of stations with 6 which accounted for 11.5%, Local Government Areas like Ido/osi, Ikole, oye and Irepodun/Ifelodun had 5 stations (9.6%) each.

Meanwhile, further analysis presented in table 1.6 on the Senatorial distribution of NSCDC Stations reveals that NSCDC stations were more concentrated

in the south i.e. 21(40.4%) out of the total 52 stations and with just 13(25%) of it in the Northern part. Chart in fig 1.3 below for further details.

The record of staff of NSCDC was detailed in table 1.7 which indicate that the highest proportion of the staff were in the intermediate cadre with 361 male (50.4%) and 112 female (40%). Male staff in the junior cadre were 225(31.4%) and then female counterpart being 115(45.8%). About 130(18.2%) male were in the senior category and just 24(9.6) female belong to the cadre. The pictorial representation of the above analysis is given in the fig 1.4 below.

Table 1.8 presents numerous arrest made by NSCDC on various offences committed in the year. The record reveals the prevalence of criminal activities which consequently threatens the security and peace of lives and properties in the state with a total of 3,102 arrest made in the year. The offence committed in the state ranges from stealing, theft, cheating, land matters, pregnancy denial and child abuse among others. From the table, alleged case of frauds seems to be most prevalent with the involvement of 660 male (28.2%) and 171 female (22.8%) which gulped 26.8% of the total. Offences relating to land matters, ritual & cybercrime and threat to life were also noted for concern as their percentages were 10.5, 3.9 and 3.0 respectively.

Reported cases settled or transferred to court was contained in Table 1.9 for year 2018, where 2,710 cases were settled and 87 transferred for further action. In all the cases involving 3,102 suspected offenders, about 2,342 (75.5%) were male with 760(24.5%) being female. The statistical analysis of the table shows that the sex ratio of the female to male suspected offenders is 1:3.

Analysis of distribution of staff of federal Road Safety Commission by gender and Cadre is given in table 1.10 for year 2018. The staff is divided by rank into officers and marshals group as well as by cadre into senior, intermediate and junior level. There were a total of 64 personnel in officers group comprising of 57 male (89.1%) and 7 female (10.9%).

Out of the 215 total staff of FRSC in 2018, 151(70.2%) falls into the marshal Category and 32(14.9%) of them being female.

A clear picture of analysis from the table reveals that as high as 157 which accounted for 73% of the human resources at the commission belongs to the junior cadre while 40 which amount to 18.6% of the staff belongs to the senior cadre. Fig 1.5 below speaks further.

Ekiti state had four (4) FRSC bases in year 2018 as shown in table 1.11 with Ado, Efon Alaye, Ekiti East and Ido/Osi having one(1) office each .

The monthly record of traffic offenders caught by FRSC in 2018 was given in table 1.12. A total of 1,253 people were trapped for committing various offences ranging from route violation, use of phone while driving, driving with worn out spare tyre, obstructing marshal on duty and failure to fix speed limiting device among others. In the year 2018, a total of 674 motor drivers were caught out of which 155 (23.0%) of the were women arrested for the offence of driving without seat belt.

Specially, for the offence relating to use of phone while driving, a total of 40 drivers were caught while 124 people were nabbed for driving with worn-out tyre, related kind of offence as high as 138 road users were arrested for the offence of failure to fix speed limiting device.

Information contained in table 1.13 focuses on the record of EKSTMA Stations in Ekiti for the year ended 2018. The only (1) office made available for the operation of the agency is located in Ado-Ekiti.

The focus of table 1.14 deals with the different categories to which the staff of EKSTMA were divided into in 2018. Record shows that personnel (men) in the junior cadre accounted for high proportion of 56(65.1%) while men in the senior cadre guiped 30(34%) of the whole staff being 86.

The percentage of staff who were women stood at $(31/86 \times 100) = \% 36.05$. It was noted that none of the staff fell to the category of 36% of intermediate cadre in the year. Fig.1.7 speaks further.

The monthly record of traffic offenders arrested by EKSTMA in 2018 was the focus of Table 1.15. Available record shows that 19 drivers violated the traffic light, 2 drivers were arrested for making calls while driving and above 190 drivers were caught for obstruction. Meanwhile, there were no offenders caught for offences like non-use of seat belt, reckless driving and picking passengers on highways.

There were 177 vigilante stations in Ekiti state with Ado and Ise/Orun Local Government Areas having 13 stations (7.3%) each as contained in Table 1.16. The table shows that no local government area in Ekiti has less than 10 vigilante posts available in its domain.

Table 1.17 presents senatorial distribution of vigilante stations in Ekiti showing that 66 stations (37.3%) being the highest were spread within the North Senatorial districts while the Central Senatorial has as many as 56 stations (31.6%) and 55 stations (31.1%) belonging to the southern part of the state.

The vigilante group of Nigeria in Ekiti State handled various cases involving 40 people. The cases which were not limited to stealing, assault and robbery extended to fraud where 10 people (25%) were accused. Stolen motorcycle were recovered from 4 offenders and 6 people were accused of offence involving stealing as detailed in Table 1.18 and fig 1.10

Table 1.19 presents the various cadre to which the staff of vigilante corps were distributed into in Ekiti in 2018. The highest percentage of staff were the junior cadre with the data given as 1500 male (50.3%) and 1000 female (61.3%). It was discovered from the table that 2980 staff (64.6%) were male and 1630(35.4%) staff were female. The pictorial representation is given in fig 1.11 below for further details.

TABLE 1.1
DISTRIBUTION OF OFFICERS AND STAFF OF NIGERIA POLICE FORCE
BY LOCAL GOVERNMENT IN EKITI STATE, 2018

CADRE														
S/N	LOCAL GOVERNMENT AREA	SENIOR			INTERMEDIATE			JUNIOR			GRAND TOTAL			%
		M	F	T	M	F	T	M	F	T	M	F	T	
1.	ADO	166	11	177	534	57	591	1,343	258	1,601	2,043	326	2,369	74.8
2.	EFON ALAYE	3	-	3	6	2	8	16	3	19	25	5	30	0.9
3.	EMURE	3	-	3	5	1	6	21	5	26	29	6	35	1.1
4.	EKITI EAST	9	-	9	16	-	16	24	7	31	49	7	56	1.8
5.	EKITI SOUTHWEST	5	-	5	4	-	4	24	4	28	33	4	37	1.2
6.	EKITI WEST	3	-	3	10	1	11	22	6	28	35	7	42	1.3
7.	GBONYIN	1	-	1	8	-	8	14	2	16	23	2	25	0.8
8.	IDO – OSI	6	1	7	9	1	10	29	10	39	44	12	56	1.8
9.	IJERO	6	-	6	22	5	27	41	9	50	69	14	83	2.6
10.	IKERE	9	-	9	26	5	31	55	24	79	90	29	119	3.8
11.	IKOLE	6	-	6	16	2	18	40	17	57	62	19	81	2.6
12.	ILEJEMEJE	2	-	2	5	-	5	5	-	5	12	-	12	0.4
13.	IREPODUN IFELODUN	9	1	10	23	4	27	37	23	60	69	28	97	3.1
14.	ISE / ORUN	2	-	2	7	2	9	26	4	30	35	6	41	1.3
15.	MOBA	3	-	3	13	-	13	12	3	15	28	3	31	1.0
16.	OYE	4	-	4	11	-	11	29	9	38	44	9	53	1.7
	TOTAL	237	13	250	715	80	795	1,738	384	2,122	2,690	477	3,167	100

TABLE 1.2
NUMBER OF CASES REPORTED, SETTLED AND TRANSFERRED TO COURT
BY NIGERIA POLICE FORCE EKITI STATE IN 2018

S/N	TYPE OF CASES			PERSONS INVOLVED			
	CASES REPORTED	CASES SETTLED	CASES TRANSFERRED TO COURT	MALE	FEMALE	TOTAL	%
1.	ARMED ROBBERY/ ROBBERY	-	46	69	-	115	4.9
2.	BURGLARY / STEALING	-	41	55	2	98	4.1
3.	HOUSE BREAKING	-	22	50	1	73	3.1
4.	STORE & HOUSE BREAKING	-	10	26	1	37	1.6
5.	THEFT & STEALING	72	198	279	18	567	24.0
6.	KIDNAPPING	-	-	7	-	7	0.3
7.	ARSON	-	-	-	-	-	0.0
8.	RAPE & DEFILEMENT	-	30	32	-	62	2.6
9.	O.B.T / CHEATING	61	86	162	9	318	13.4
10.	GRIEVIOUS HARM	-	18	29	4	51	2.2
11.	MURDER	-	40	48	1	89	3.8
12.	CULTISM	-	25	58	1	84	3.6
13.	ATTEMPTED MURDER	-	18	37	-	55	2.3
14.	RECEIVING STOLEN PROPERTY	-	7	9	-	16	0.7
15.	BREACH OF PEACE	20	10	49	2	81	3.4
16.	ASSAULT OCC. HARM / ASSAULT	45	78	127	13	263	11.1
17.	UNLAWFUL POSSESSION	-	28	31	10	69	2.9
18.	MALICIOUS DAMAGE	33	58	115	13	219	9.3
19.	HUMAN TRAFFICKING	-	1	2	1	4	0.2
20.	OTHER OFFENCES	42	46	67	2	157	6.6
	TOTAL	273	762	1,252	78	2,365	100

TABLE 1.3
TYPE OF OFFENCE AVAILABLE AND NUMBER OF PERSONS INVOLVED
BY GENDER IN THE NIGERIA POLICE FORCE IN EKITI STATE, 2018

S/N	OFFENCES	MALE	FEMALE	TOTAL	%
1.	ARMED ROBBERY	133	6	139	10.6
2.	STEALING	539	67	606	46.2
3.	BURGLARY	78	2	80	6.1
4.	RAPE & DEFILEMENT	34	-	34	2.6
5.	FRAUD	313	55	368	28.1
6.	FIGHTING	-	-	-	0.0
7.	KILLIN / MURDER	72	4	76	5.8
8.	KIDNAPPING	8	-	8	0.6
	TOTAL	1,177	134	1,311	100

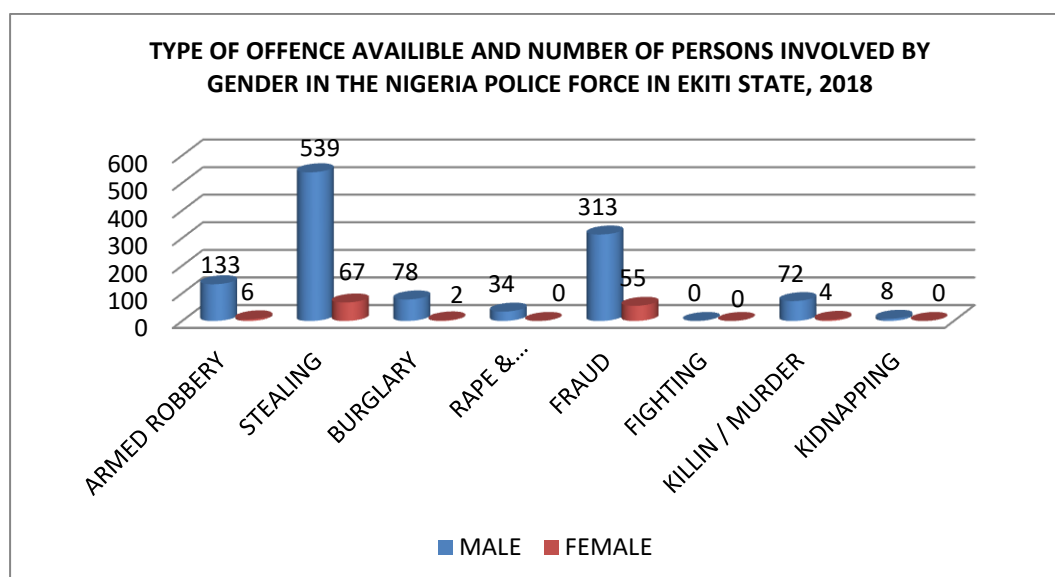


FIG 1.1

TABLE 1.4
REPORTED CASES IN EKITI STATE BY TYPES OF OFFENCE AND SEX OF THE ACCUSED PERSONS
BY NIGERIA POLICE FORCE EKITI STATE IN 2018

S/N	TYPES OF OFFENCES	2018			
		GENDER		TOTAL	%
		MALE	FEMALE		
1.	ARMED ROBBERY/ ROBBERY	133	6	139	5.1
2.	BURGLARY / STEALING	78	2	80	2.9
3.	HOUSE BREAKING	77	6	83	3.0
4.	STORE & HOUSE BREAKING	28	1	29	1.1
5.	THEFT & STEALING	539	67	606	22.0
6.	KIDNAPPING	8	-	8	0.3
7.	ARSON	6	1	7	0.3
8.	RAPE & DEFILEMENT	34	-	34	1.2
9.	O.B.T / CHEATING	313	55	368	13.4
10.	GRIEVOUS HARM	52	7	59	2.1
11.	MURDER	72	4	76	2.8
12.	CULTISM	77	-	77	2.8
13.	ATTEMPTED MURDER	58	-	58	2.1
14.	RECEIVING STOLEN PROPERTY3	8	3	11	0.4
15.	BREACH OF PEACE	78	6	84	3.1
16.	ASSAULT OCC. HARM / ASSAULT	349	80	429	15.6
17.	UNLAWFUL POSSESSION	32	10	42	1.5
18.	MALICIOUS DAMAGE	230	50	280	10.2
19.	HUMAN TRAFFICKING	2	4	6	0.2
20.	OTHER OFFENCES	245	31	276	10.0
	TOTAL	2,419	333	2,752	100

TABLE 1.5
NUMBER OF NIGERIA SECURITY AND CIVIL DEFENCE CORPS (NSCDC) STATIONS AVAILABLE
IN EKITI STATE BY LOCAL GOVERNMENT, 2018

S/N	LGA	NUMBER OF NSCDC STATIONS	%
1	Ado	03	5.8
2	EfonAlaaye	01	1.9
3	Ekiti East	04	7.7
4	Ekiti West	06	11.5
5	Ekiti S/West	02	3.8
6	Emure	02	3.8
7	Gbonyi	03	5.8
8	Ido/Osi	05	9.6
9	Ijero	03	5.8
10	Ikere	01	1.9
11	Ikole	05	9.6
12	Ilejemeje	02	3.8
13	Irepodun/Ifelodun	05	9.6
14	Ise/Orun	01	1.9
15	Moba	04	7.7
16	Oye	05	9.6
	TOTAL	52	100

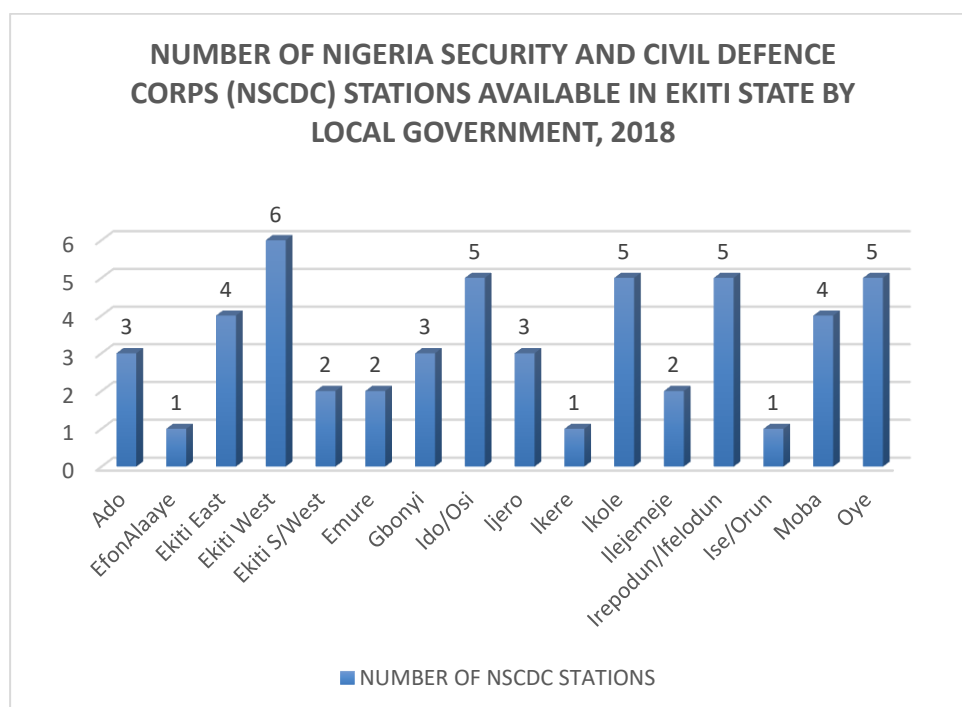


FIG 1.2

TABLE 1.6
DISTRIBUTION OF NIGERIA SECURITY AND CIVIL DEFENCE CORPS (NSCDC) STATIONS BY SENATORIAL DISTRICT IN 2018

SENATORIAL DISTRICT	NUMBER OF NSCDC STATIONS	%
EKITI CENTRAL	18	34.6
EKITI NORTH	13	25.0
EKITI SOUTH	21	40.4
TOTAL	52	100

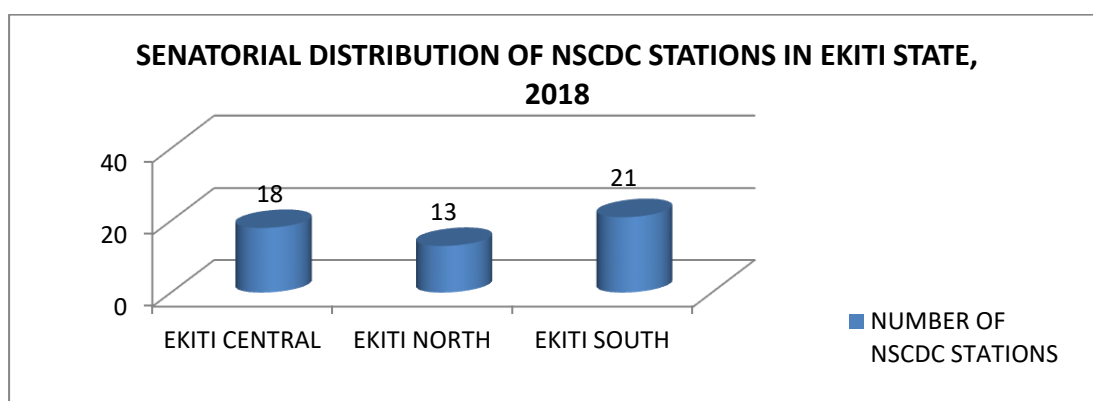


FIG 1.3

TABLE 1.7
DISTRIBUTION OF NIGERIA SECURITY AND CIVIL DEFENCE CORPS (NSCDC) BY CADRE AND SEX IN
EKITI STATE, 2018

S/N	CADRE	M	%	F	%	TOTAL	%
1	SENIOR	130	18.2	24	9.6	154	15.9
2	INTERMEDIATE	361	50.4	112	44.6	473	48.9
3	JUNIOR	225	31.4	115	45.8	340	35.2
	TOTAL	716	100	251	100	967	100
	%	74		26		100	

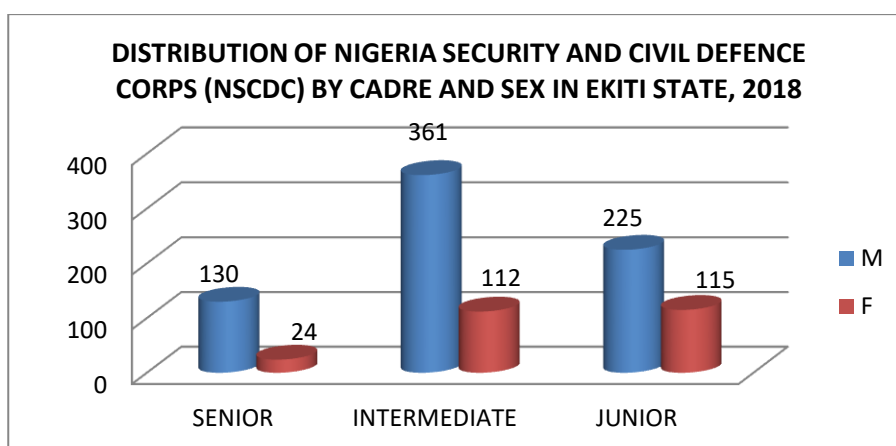


FIG 1.4

TABLE 1.8
NUMBER OF CASES AND TYPE OF OFFENCES HANDLED BY NIGERIA SECURITY AND CIVIL DEFFENCE CORPS
(NSCDC) EKITI STATE COMMAND, 2018

S/N	TYPES OF OFFENCES	MALE	%	FEMALE	%	TOTAL (M+F)	%
1	Breach of contract agreement	90	3.8	54	7.1	144	4.6
2	Breach of Tenancy agreement	67	2.9	37	4.9	104	3.4
3	Family Disputes	45	1.9	55	7.2	100	3.2
4	Land Matters	256	10.9	70	9.2	326	10.5
5	Alleged Case of Fraud	660	28.2	171	22.5	831	26.8
6	Breach of trust	266	11.4	115	15.1	381	12.3
7	Robbery	16	0.7	2	0.3	18	0.6
8	Theft	117	5	35	4.6	152	4.9
9	Stealing	69	2.9	26	3.4	95	3.1
10	Assault/Affray	77	3.3	5	0.7	82	2.6
11	Criminal Conversion	105	4.9	29	3.8	134	4.3
12	Threat to Life	67	2.8	25	3.3	92	3.0
13	Burglary	106	4.5	10	1.3	116	3.7
14	Malicious Damage	25	1.1	5	0.7	30	1.0
15	Cheating	122	5.2	70	9.2	192	6.2
16	Ritual & cybercrime	110	4.7	10	1.3	120	3.9
17	Cultist	70	3	11	1.4	81	2.6
18	OBT	39	1.7	16	2.1	55	1.8
19	Child Abuse	1	0.04	2	0.3	3	0.1
20	Child wandering	NIL	-	1	0.1	1	0.0
21	Child neglect	NIL	-	2	0.3	3	0.1
22	Pregnancy denial	NIL	-	2	0.3	2	0.1
23	Sexual Assault	NIL	-	1	0.1	1	0.0
24	Missing Teenager	NIL	-	2	0.3	2	0.1
25	Wayward Teenager	NIL	-	1	0.1	1	0.0
26	Job racketeering	1	0.04	-	-	1	0.0
27	Selling of petroleum above pump price	3	0.1	3	0.4	6	0.2
28	Adulteration of Petroleum Products	1	0.04	NIL	-	1	0.0
29	Illegal connection	5	0.2	NIL	-	5	0.2
30	Vandalization of cables & transformers	2	0.09	NIL	-	2	0.1
31	Grazing of farmlands	11	0.5	NIL	-	11	0.4
32	Illegal mining of minerals sand	11	0.5	NIL	-	11	0.4
	TOTAL	2,342	100	760	100	3,103	100

TABLE 1.9
NUMBER OF CASES REPORTED, CASES SETTLED AND CASES TRANSFERRED TO COURT BY
NIGERIA SECURITY AND CIVIL DEFENCE CORPS (NSCDC) EKITI STATE IN 2018

TYPES OF CASES				PERSONS INVOLVED		TOTAL (M+F)	%
S/N	CASES REPORTED	CASES SETTLED	CASES TRANSFERRED	MALE	FEMALE		
1	Breach of contract agreement	134	NIL	90	54	144	4.6
2	Breach of Tenancy agreement	104	NIL	67	37	104	3.4
3	Family Disputes	100	NIL	45	55	100	3.2
4	Land Matters	326	NIL	256	70	326	10.5
5	Alleged Case of Fraud	868	10	660	171	831	26.8
6	Breach of trust	260	5	266	115	381	12.3
7	Robbery	-	9	16	2	18	0.6
8	Theft	90	2	117	35	152	4.9
9	Stealing	46	7	69	26	95	3.1
10	Assault/affray	61	11	77	5	82	2.6
11	Criminal conversion	98	26	105	29	134	4.3
12	Threat to life	85	-	67	25	92	3.0
13	Burglary	106	4	106	10	116	3.7
14	Malicious Damage	26	2	25	5	30	1.0
15	Cheating	182	-	122	70	192	6.2
16	Rituals & cybercrime	62	8	110	10	120	3.9
17	Cultists	68	-	70	11	81	2.6
18	O B T	55	-	39	16	55	1.8
19	Child abuse	3	-	1	2	3	0.1
20	Child wandering	-	1	NIL	1	1	0.0
21	Child neglect	2	NIL	NIL	2	2	0.1
22	Pregnancy denial	2	NIL	NIL	2	2	0.1
23	Sexual Assault	1	NIL	NIL	1	1	0.0
24	Missing Teenager	1	NIL	NIL	2	2	0.1
25	Wayward Teenager	1	NIL	NIL	1	1	0.0
26	Job racketeering	-	1	1	NIL	1	0.0
27	Selling of petroleum above pump price	6	NIL	3	3	6	0.2
28	Adulteration of Petroleum Products	1	NIL	1	NIL	1	0.0
29	Illegal connection	5	NIL	5	NIL	5	0.2
30	Vandalization of cables & transformers	2	NIL	2	NIL	2	0.1
31	Grazing of farmlands	11	NIL	11	NIL	11	0.4
32	Illegal mining of minerals sand	4	NIL	11	NIL	11	0.4
	TOTAL	2,710	87	2,342	760	3,102	100

TABLE 1.10
DISTRIBUTION OF STAFF OF FRSC BY CADRE IN EKITI STATE, 2018

CADRE	OFFICERS				MARSHALS				TOTAL	
	MALE	%	FEMALE	%	MALE	%	FEMALE	%		
SENIOR	11	19.3	-	0.0	21	17.7	08	25	40	18.6
INTERMEDIATE	04	7.0	01	14.3	11	9.2	02	6.25	18	8.4
JUNIOR	42	73.7	06	85.7	87	73.1	22	68.75	157	73.0
TOTAL	57	100	07	100	119	100	32	100	215	100

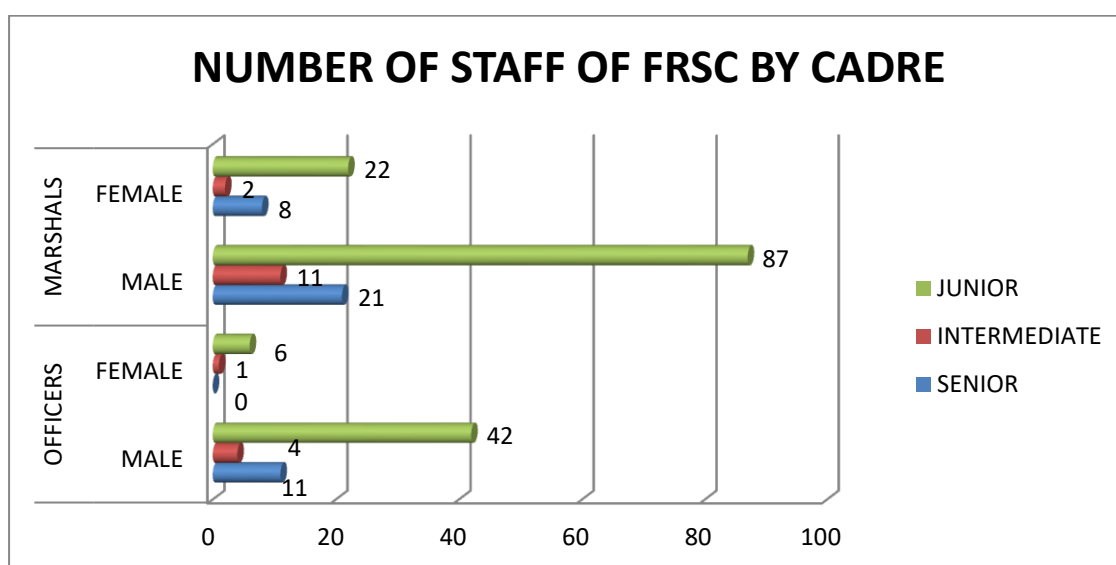


FIG.1.5

TABLE 1.11
NUMBER OF FRSC BASE AVAILABLE IN EKITI STATE BY LGA, 2018

S/N	LGA	NO OF FRSC BASE	%
1	ADO	01	25.0
2	EFON ALAYE	01	25.0
3	EKITI EAST	01	25.0
4	EKITI S/WEST	-	0.0
5	EKITI WEST	-	0.0
6	EMURE	-	0.0
7	GBONYIN	-	0.0
8	IDO/OSI	01	25.0
9	IJERO	-	0.0
10	IKERE	-	0.0
11	IKOLE	-	0.0
12	ILEJEMEJE	-	0.0
13	IREPODUN/IFELODUN	-	0.0
14	ISE/ORUN	-	0.0
15	MOBA	-	0.0
16	OYE	-	0.0
	TOTAL	04	100

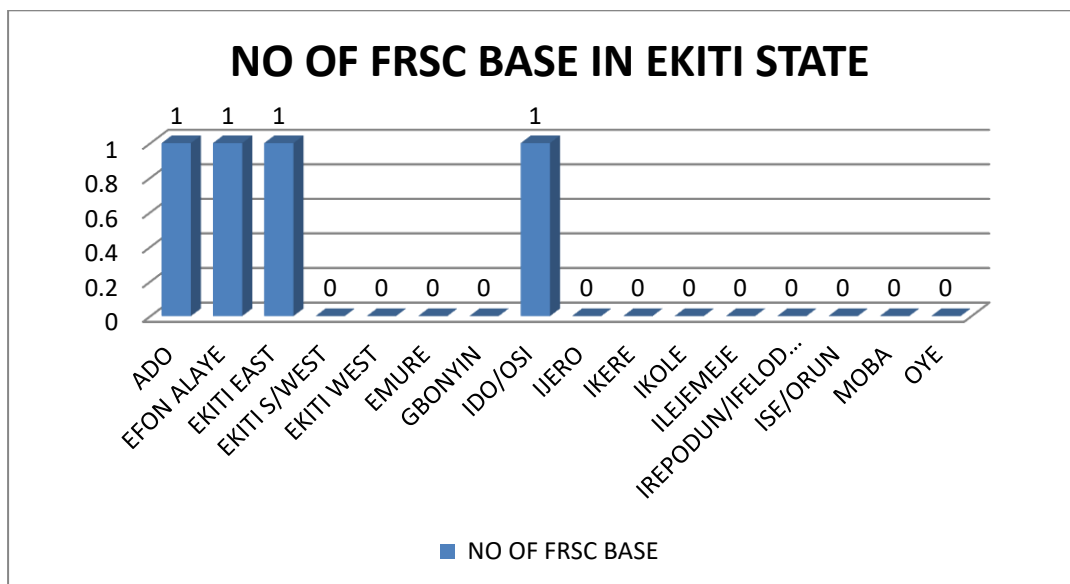


FIG.1.6

TABLE 1.12
NUMBER OF TRAFFIC OFFENDERS RECORDED BY FRSC, 2018

S/N	TYPE OF OFFENCE	JAN		FEB		MAR		APR		MAY		JUNE		JUL		AUG		SEPT		OCT		NOV		DEC		TOTAL	
		M	F	M	F	M	F	M	F	M	F	M	F	M	F	M	F	M	F	M	F	M	F	M	F	M	F
1	Caution Sign Violation	-		-																							
2	Driver`s License Violation	-		-			1		2		5		1				1		2		2		3		3		20
3	Do Not Move Violation	-		-																							
4	Driving with Worn-out Tyre or without Spare Tyre	-		-																							
5	Driving with Expired/Worn out Spare Tyre	14	10	8	4	6		8		11	1	2				11	8	10	3	7	2	4	4	5	3	89	35
6	Failure to Cover Unstable Materials	1		-																						1	
7	Failure to Fix Red Flag on Projected Load	-																									
8	Failure to more Over	1		01	-	01		2		13				3				3		1						25	
9	Light or Sign Violation	-		-																							
10	Overloading	1		-				3	1	4								3		1						12	1
11	Riding Motorcycle Without Crash Helmet	-		01	-			3		1						3		18		3		23		23		75	
12	Route Violation	-	02	02		02		3	2	1		5		3		4		3	1	3		7				23	6
13	Driving Without Seat Belt	62	22	51	19	40	20	41	16	20	9	40	3	18	2	32	27	36	23	58	9	59	4	62	1	519	155

		M	F	M	F	M	F	M	F	M	F	M	F	M	F	M	F	M	F	M	F	M	F	M	F		
14	Use of Phone while Driving	1		08		3			2		1	1	2	1		3	1	4	2	4	1	3		3		31	9
15	Vehicle License Violation	7	2	03		4			10	2					2		3		4		4		4		33	12	
16	Vehicle Number Plate Violation	1				4		1		3		4			4		2				2		2		23		
17	Driving without or with Shattered Windscreen	1		01		1				1		1		1		1			1		2		2		21		
18	Wrongful Overtaking	1																							1		
19	Vehicle Mirror Violation																										
20	Learner`s Drivers Violation																										
21	Child Restraint Violence																										
22	Other Offences Violence																										
23	Dangerous Driving																										
24	Driving a Vehicle while Under 18																										
25	Child Sitting Position Violent																										
26	Assaulting Marshal on Duty																										
27	Road Obstruction	1		1								1							3		1		1		8		
28	Driving Right- Hand Wheeling Vehicle																										
29	Obstructing Marshal on Duty	1								2		1					1				1		1		7		
30	Attempting to Corrupt Marshal																										
31	Mechanically Deficient Vehicle					1				1															2		
32	Road Marking Violation																										
33	Operating a Vehicle with Forged Documents																										
34	Passenger Manifest Violation									4															4		
35	Projected Load in Excess of Prescribed																										
36	Excessive Smoke Emission																										
37	Speed Limit Violation																2								2		
38	Attempting to Corrupt Marshal																										
39	Driving a Vehicle While Under 18 Year																1								1		
40	Failure to fix speed limiting device	16		20		7		25		12		13		4			6		11		12			12	138		
	TOTAL																								1,015	238	

TABLE 1.13
RECORD OF EKSTMA STATIONS BY LOCAL GOVERNMENT AREA IN EKITI STATE

S/N	LOCAL GOVERNMENT AREA	
1	Ado	1
2	Efon Alaye	
3	Ekiti East	
4	Ekiti S/West	
5	Ekiti West	
6	Emure	
7	Gbonyin	
8	Ido/Osi	
9	Ijero	
10	Ikere	
11	Ikole	
12	Ilejemeje	
13	Irepodun/Ifelodun	
14	Ise/Orun	
15	Moba	
16	Oye	
	TOTAL	1

TABLE 1.14
DISTRIBUTION OF OFFICERS AND STAFF OF EKITI STATE TRAFFIC MANAGEMENT AGENCY
(EKSTMA) 2018

S/N	CADRE	M	%	F	%	TOTAL	%
1	Senior	17	30.9	13	41.9	30	34.9
2	Intermediate	-	0.0	-	0.0	-	0.0
3	Junior	38	69.1	18	58.1	56	65.1
	TOTAL	55	100	31	100	86	100

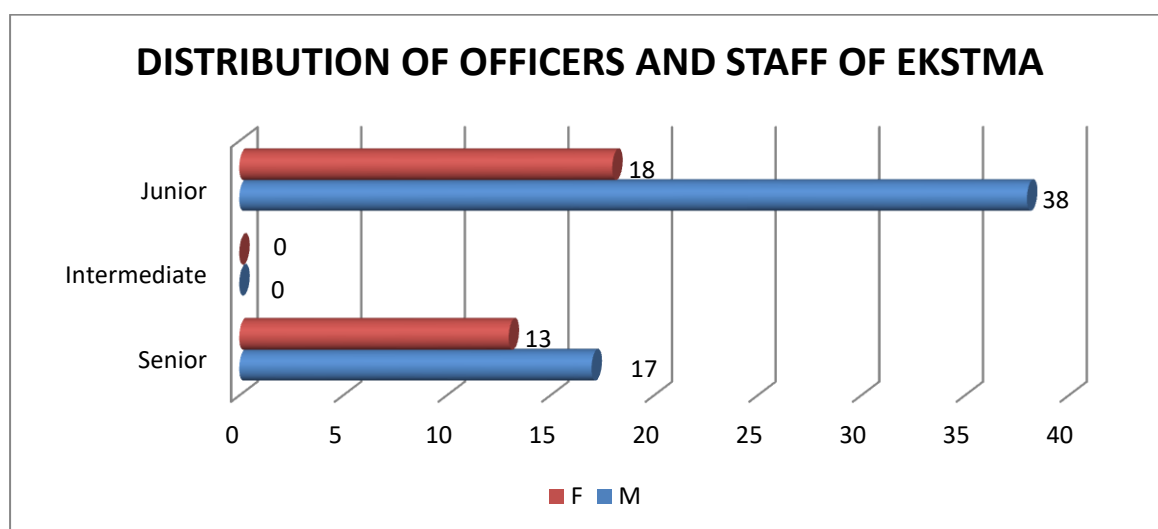


FIG.1.7

TABLE 1.15
RECORD OF TRAFFIC OFFENDERS BY EKITI STATE TRAFFIC MANAGEMENT AGENCY, 2018

S/N	TYPES OF OFFENCES	JAN	FEB	MAR	APR	MAY	JUN	JUL	AUG	SEP	OCT	NOV	DEC	TOTAL
1	Violation of traffic light	10	-	-	2	-	-	1	-	-	1	4	1	19
2	Obstruction	-	30	27	18	20	28	17	19	7	5	8	12	191
3	One way	-	5	-	-	-	-	-	-	-	-	-	-	5
4	Overloading	3	-	-	-	2	-	-	4	-	-	-	3	12
5	Restriction of movement	-	-	-	-	-	-	-	-	-	-	-	-	-
6	Double parking	1	8	-	3	-	-	-	4	2	4	2	-	24
7	Illegal parking	-	-	-	-	6	-	4	-	-	-	-	-	10
8	Illegal U-Turn	-	-	-	-	-	1	-	-	-	-	-	-	1
9	Parking at T-Junction	-	-	-	4	1	-	-	-	2	-	-	-	7
10	Making calls while driving	-	-	2	-	-	-	-	-	3	4	5	2	16
11	Drinking alcohol while driving	-	-	2	-	-	-	-	-	-	-	-	-	2
12	Trading on the road	-	-	-	-	-	-	-	-	-	-	-	-	-
13	No number	-	-	-	-	-	-	-	-	-	-	-	-	5
14	Assault	15	-	1	1	2	-	-	1	2	-	-	4	26
15	Non-use of seat belt	-	-	-	-	-	-	-	-	-	-	-	-	-
16	Picking passengers on highways	-	-	-	-	-	-	-	-	-	-	-	-	-
17	Non-use of helmet	-	-	-	-	-	-	-	-	-	-	-	-	-
18	Reckless driving	-	-	-	-	-	-	-	-	-	-	-	-	-
	TOTAL	34	43	30	28	31	29	22	28	16	14	19	22	318

TABLE 1.16
NUMBER OF VIGILANTE GROUPS OF NIGERIA (VGN) STATION / POST AVAILABLE IN EKITI STATE BY
LOCAL GOVERNMENT, 2018

S/N	LOCAL GOVERNMENT AREA	NUMBER OF VIGILANTE STATIONS IN EKITI STATE	%
1	Ado	13	7.3
2	EfonAlaaye	10	5.6
3	Ekiti East	11	6.2
4	Ekiti s/West	11	6.2
5	Ekiti West	11	6.2
6	Emure	10	5.6
7	Gbonyi	11	6.2
8	Ido/Osi	11	6.2
9	Ijero	12	6.8
10	Ikere	10	5.6
11	Ikole	12	6.8
12	Ilejemeje	10	5.6
13	Irepodun/Ifelodun	10	5.6
14	Ise/Orun	13	7.3
15	Moba	11	6.2
16	Oye	11	6.2
	TOTAL	177	100

FIG.1.8

TABLE 1.17
DISTRIBUTION OF VIGILANTE GROUP OF NIGERIA BY SENATORIAL DISTRICTS IN 2018

SENATORIAL DISTRICT	NUMBER OF VIGILANTE STATION	%
EKITI CENTRAL	56	31.6
EKITI NORTH	66	37.3
EKITI SOUTH	55	31.1
TOTAL	177	100

**NUMBER OF VIGILANTE STATION IN
EKITI STATE BY SENATORIAL DISTRICT**

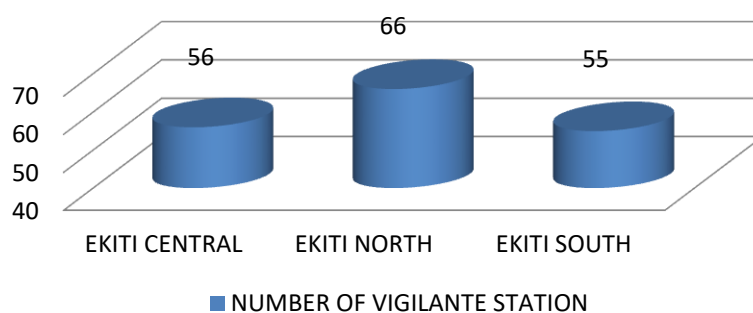


FIG.1.9

TABLE 1.18
NUMBER OF CASES HANDLED BY VIGILANTE GROUP OF NIGERIA BY TYPE OF OFFENCE
DISAGGREGATED BY SEX IN EKITI STATE, 2018

S/N	TYPE OF OFFENCES	NUMBER REPORTED	%
1	Conduct likely to caxporeach	-	-
2	Assault	2	5.0
3	Cheating	10	25.0
4	Armed Robbery	4	10.0
5	Stealing	6	15.0
6	Shop Breaking/ Stealing	3	7.5
7	Fraud	10	25.0
8	Recovering of stolen motorcycle	4	10.0
9	Burglary	1	2.5
	TOTAL	40	100

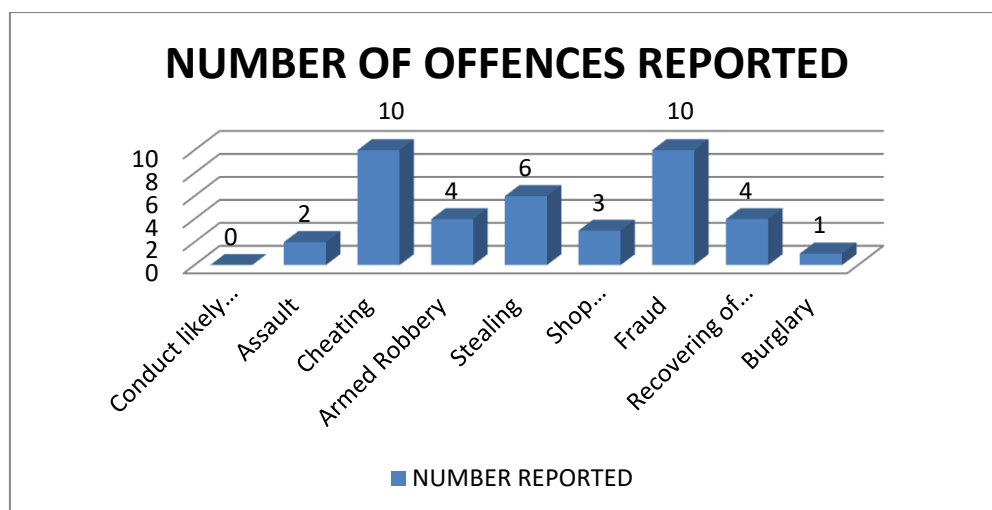


FIG.1.10

TABLE 1.19
DISTRIBUTION OF OFFICERS AND STAFF OF VIGILANTE CORPS BY CADRE IN EKITI STATE 2018

S/N	CADRE	M	%	F	%	TOTAL	%
1	Senior	40	1.3	30	1.8	70	1.5
2	Intermediate	240	8.1	100	6.1	340	7.4
3	Junior	1,500	50.3	1,000	61.3	2,500	54.2
4	Other	1,200	40.3	500	30.7	1,700	36.9
	Total	2,980	100	1,630	100.0	4,610	100

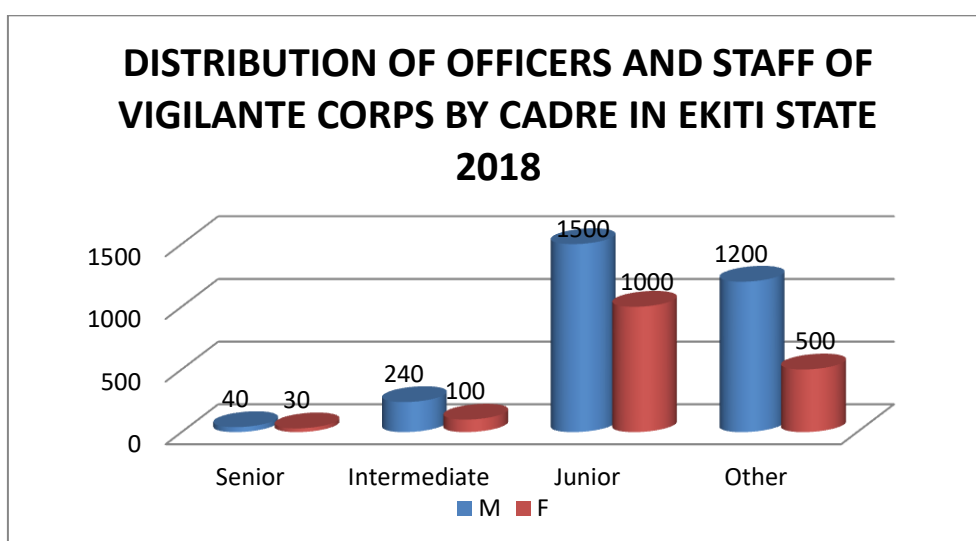


FIG 1.11

SECTION TWO

Section two analyses various activities of social welfare department of Ekiti State. The department of the responsibility of the organ of government Services oversees family cases reported to them in all the five (5) Zonal offices that cuts across all the LGAs of the State. Out of the 166 family cases reported, 119 cases or 71.7% were reconciled, 43 were pending and there were 4 cases that was not accounted for as given in table 2.1 pictorial representation detailed in fig 12

The record of beneficiaries of reformed programmes co-ordinated by ministry of Women and Affairs, Social welfare and gender empowerment was the focus of table 2.2. There were various services being superintendent over by the ministry which includes giving of allowances to some children for their maintenance s, inmates on rehabilitation as well as making provisions for children in orphanage home. A total of 451 persons benefitted comprising of 242 females or 53.7% and 209 males 46.3%. 14 children were adopted which accounts for 3.1% of the total while the record shows that 30 children were in the motherless home, the percent which stood at 6.7. 124 families which had internal disputes were reconciled which accounts for 27.5 percent. Fig 13 gives further details

Various offences committed by juvenile in Ekiti was presented in table 2.3. 3 girls and 2 boys were accused of riding unlicensed bicycles in 2017. However, 2018 records shows a little increase in the figure five (5) young ones were reported to be out of their parents' control with another four (4) accused of stealing

TABLE 2.1
DISTRIBUTION OF FAMILY CASES BY STATUS AND ZONE IN EKITI STATE, 2018

S/N	ZONE	LGA covered	No of family cases entertained	%	No of family cases reconciled	%	No of family cases pending	%
	Ado	Ado ,Irepodun/Ifelodun	125	75.3	94	79.0	31	72.1
	Ijero	Ijero,Ekiti West,Efon,	6	3.6	2	1.7	4	9.3
	Ikole	Ikole,Ekiti East,Gbonyin,Oye	21	12.7	15	12.6	6	14.0
	Ido	Ido/Osi Moba,ilejemeje	5	3.0	4	3.4	1	2.3
	Ikere	Ikere,Emure,Ise/Orun,Ekiti South West	09	5.4	4	3.4	1	2.3
	TOTAL	16	166	100	119	100	43	100

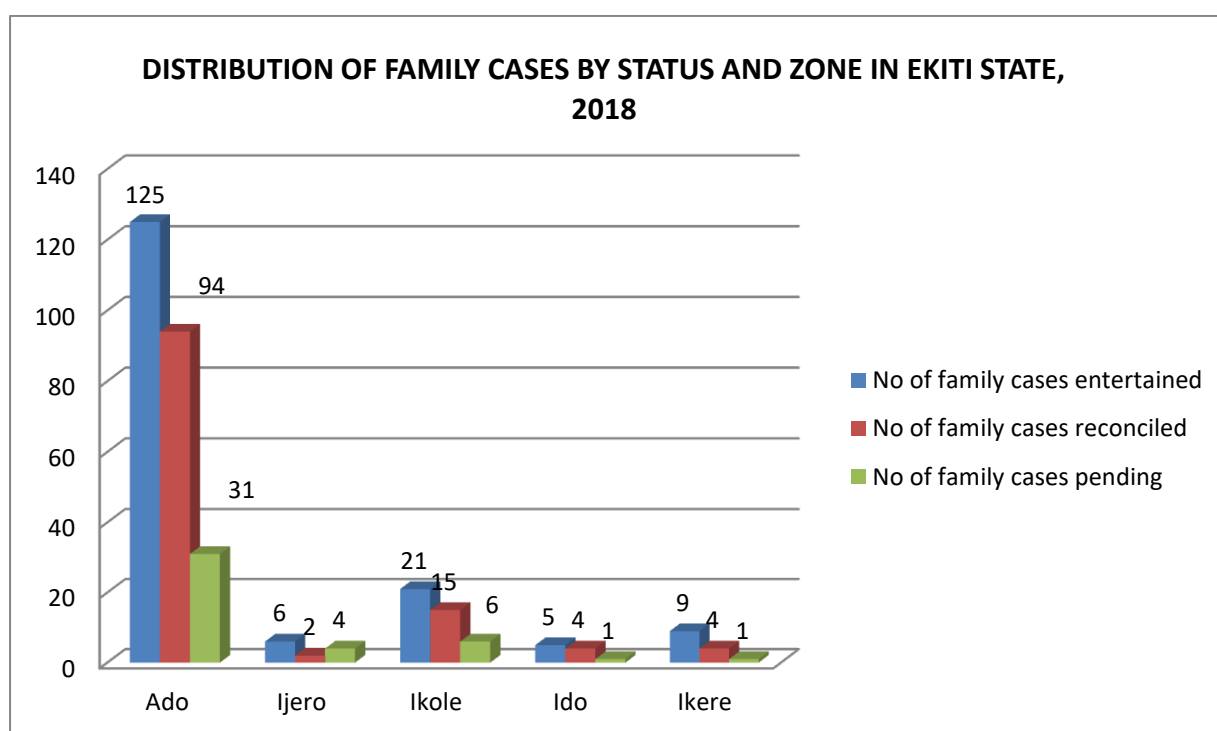


FIG.2.1

TABLE 2.2
**BENEFICIARIES OF REFORMED PROGRAMMES BEING CO-ORDINATED BY MIN. OF WOMEN AFFAIR,
 SOCIAL WELFARE AND GENDER EMPOWERMENT IN EKITI STATE, 2018**

S/N	SERVICES/PROGRAMMES	M	%	F	%	TOTAL	%
1	Children in the Children Home (Motherless Home)	15	7.2	15	6.2	30	6.7
2	Inmates on Rehabilitation	15	7.2	27	11.2	42	9.3
3	Beneficiaries of family cases entertained	61	29.2	85	35.1	146	32.4
4	Beneficiaries of family disputes reconciled	66	31.6	58	24.0	124	27.5
5	Adopted Children	8	3.8	6	2.5	14	3.1
6	Juvenile cases Entertained	4	1.9	1	0.4	5	1.1
7	No. of Children on maintenance allowance	40	19.1	50	20.7	90	20.0
	TOTAL	209	100	242	100	451	100

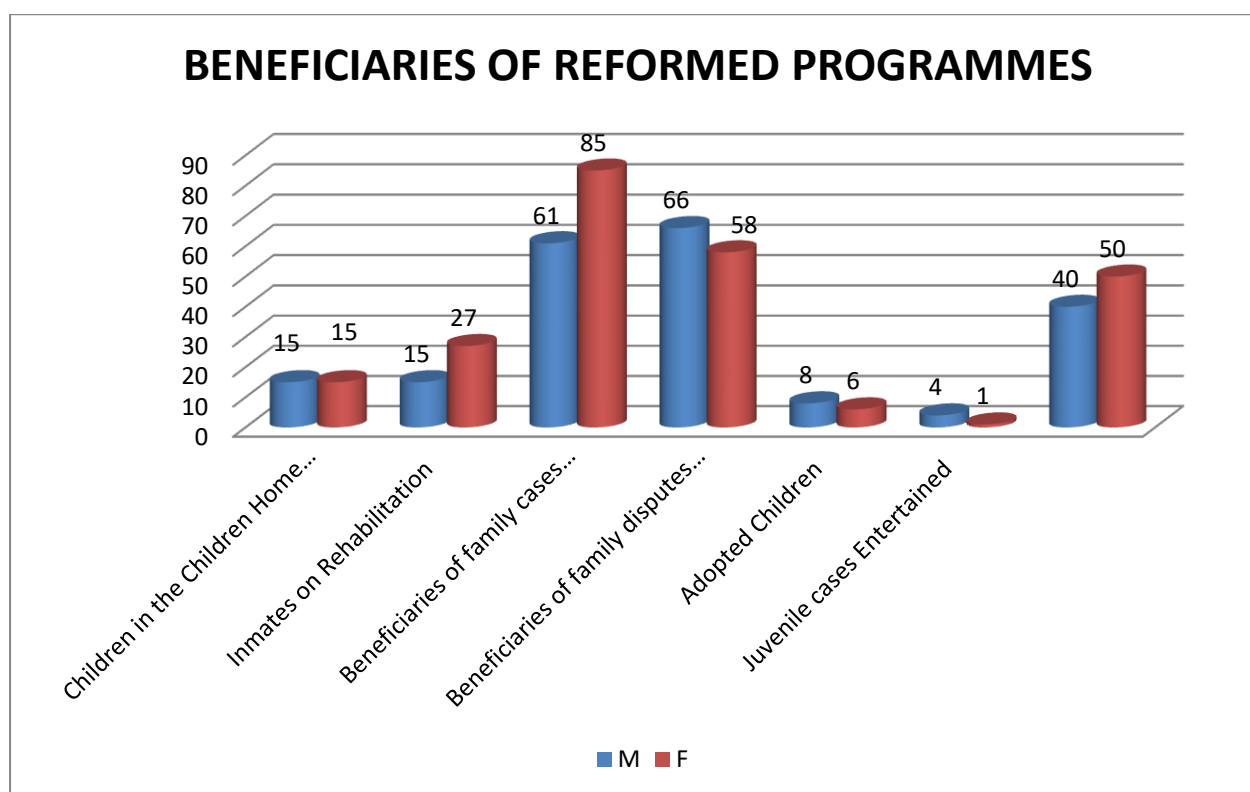


FIG.2.2

TABLE 2.3
JUVENILE CASES AGAINST REGULATIONS HANDLED BY WOMAN AFFAIRS, SOCIAL WELFARE
AND GENDER EMPOWERMENT BY NATURE OF OFFENCE IN EKITI STATE, 2018.

S/N	OFFENCE AGAINST REGULATIONS	NEW						BROUGHT OVER						TOTAL		
		BOY			GIRL			BOY			GIRL					
		CH	Y	TOTAL	CH	Y	TOTAL	CH	Y	TOTAL	CH	Y	TOTAL	M	F	M&F
1	Street trading	-	-		-	-		-	-		-	-		-	-	-
2	Driving without license	-	-		-	-		-	-		-	-		-	-	-
3	Riding unlicensed bicycle	-	-		1	-		2	-		2	-		2	3	5
4	Beyond parental control	-	-		-	-		-	-		-	-		-	-	-
5	Traffic Obstruction	-	-		-	-		-	-		-	-		-	-	-
	TOTAL	-	-		1	-		2	-		2	-		2	3	5

KEY
CH- CHILDREN
Y- YOUTH

TABLE 2.4
NUMBER OF JUVENILE CASES ENTERTAINED BY THE SOCIAL WELFARE DEPARTMENT
BY NATURE OF OFFENCE IN EKITI STATE, 2018

S/N	OFFENCE AGANST REGULATIONS	NEW						BROUGHT OVER						TOTAL		
		BOY			GIRL			BOY			GIRL					
		CH	Y	TOTAL	CH	Y	TOTAL	CH	Y	TOTAL	CH	Y	TOTAL	M	F	M&F
1	Idleness and Disorderliness	-	-		-	-		-	-		-	-		-	-	-
2	Assault	-	-		-	-		-	-		-	-		-	-	-
3	Assault Occasioning Harm	-	-		-	-		-	-		-	-		-	-	-
4	Indecent Assault	-	-		-	-		-	-		-	-		-	-	-
5	Stealing	-	-		-	-		4	-		-	-		4	-	4
6	Unlawful Possession	-	-		-	-		-	-		-	-		-	-	-
7	Receiving Stolen Property	-	-		-	-		-	-		-	-		-	-	-
8	Forgery/stolen property	-	-		-	-		-	-		-	-		-	-	-
9	Offence Relating To Currency	-	-		-	-		-	-		-	-		-	-	-
10	Breach Of Recognizance Order	-	-		-	-		-	-		-	-		-	-	-
11	Robbery	-	-		-	-		-	-		-	-		-	-	-
12	Street trading	-	-		-	-		-	-		-	-		-	-	-
13	Driving without license	-	-		-	-		-	-		-	-		-	-	-
14	Riding Unlicensed Bicycle	-	-		-	-		-	-		-	-		-	-	-
15	Beyond parental control	-	-		1	-		2	-		2	-		2	3	5
16	Traffic obstruction	-	-		-	-		-	-		-	-		-	-	-
	TOTAL	-	-		1	-		6	-		2	-		6	3	9

KEY
CH- CHILDREN
Y- YOUTH

SECTION THREE

Table 3.1 focuses on the capacity and actual number of inmates accommodated in Federal Prisons situated in Ado-Ekiti in 2018. The facility meant to accommodate 424 inmates was overloaded with 483 inmates bringing the percentage of congestion to 13.9%. Further pictorial information was presented in fig 14.

The distribution of Staff of Federal Prisons located in Ado-Ekiti into different cadre of professional, Administrative or other was contained in table 3.2 record of 2018. There were just 6 staff or 5.9% in the professional category, 12 (11.97%) in Administrative and as high as 83 (82.2%) staff belonging to other cadre. Only 23 staff (22.8%) were females and 78 staff or 77.2% were male, see fig 15 for details.

The record of available facilities in Federal Prisons in Ado-Ekiti ranging from recreational, religious and health facility were contained in table 3.3. In all, 23 facilities were available. Drum, megaphone, well, volleyball, water system, consulting room and beds were available.

The number of persons remanded who were awaiting trial was 3,808 as given by table 3.4 of the record from Ado-Ekiti Federal Prisons in 2018. The record which was compiled on monthly basis shows that on the average more than 3,000 men were being rewarded monthly while the figure for female was close to 6.

The number of convicted and unconvicted prisons inmates as well as their gender analysis on monthly basis was detailed in table 3.5.

2 females were convicted and 2 unconvicted in the year. A total of 5,303 inmates were either convicted or unconvicted in Ekiti in 2018, where 72 of the total were females. Further details were given in fig.16. The record of arrival into the Federal Prisons Ado-Ekiti on account of their sex and the month was given in Table 3.6. It was noted that inmates with earlier convictions either once or twice were just 12 meanwhile, the statistics of new arrival was 1,480 showing an average of more than 123 fresh inmates per month.

Table 3.7 gives the distribution of inmates in Federal Prisons, Ado-Ekiti by the type of offence in 2018. Under different offences listed in the year are

stealing, rape, forgery, murder and assault among many. The offence relating to armed robbery took the highest percentage of 2.18, followed by murder which accounts for 21.6%, stealing gulped 20.7% while 10 people or 2.2% were nabbed for forgery. The percentage of female found guilty of offences relating to murder and obtain under presence were 4 which accounts for 0.9% of the total 459.

The Statistics of convicts leaving Federal Prisons by sex and length of sentence in Ekiti State for 2018 was given 105 as total comprising of 2 females or 1.9% of the total.

As high as 61 inmates or 5.8% were the number of inmates that had sentence of 2 years but less 10 years.

Monthly record of convicts leaving Federal Prisons Ado-Ekiti by their age and sex was the focus of table 3.9 which shows that 78 inmates comprising of 76males and 2 females that falls to the middle age or working class of the population were in the prisons. Only 11 young men of under 20 years were also there while 2 men of over 50 years were also recorded.

The highest number of 21 convicts departed from the Federal Prisons Ado-Ekiti in the month of March. Details of available training opportunity to empower the inmates at the Federal Prisons Ado-Ekiti were captured in table 3.10,which shows a total of 27 inmates that assessed the opportunity. The skills included, technical vocation, bricklaying, barbing & hair dressing, shoe making and weaving.A total of 12 male inmates underwent bricklaying training while 3 went for shoe making.

TABLE 3.1
CAPACITY AND ACTUAL NUMBER OF INMATES FEDERAL PRISONS IN ADO EKITI, 2018

YEAR	2018	% OF CONGESTION
PRISONS CAPACITY	424	
TOTAL INMATES	483	
TOTAL		13.9%

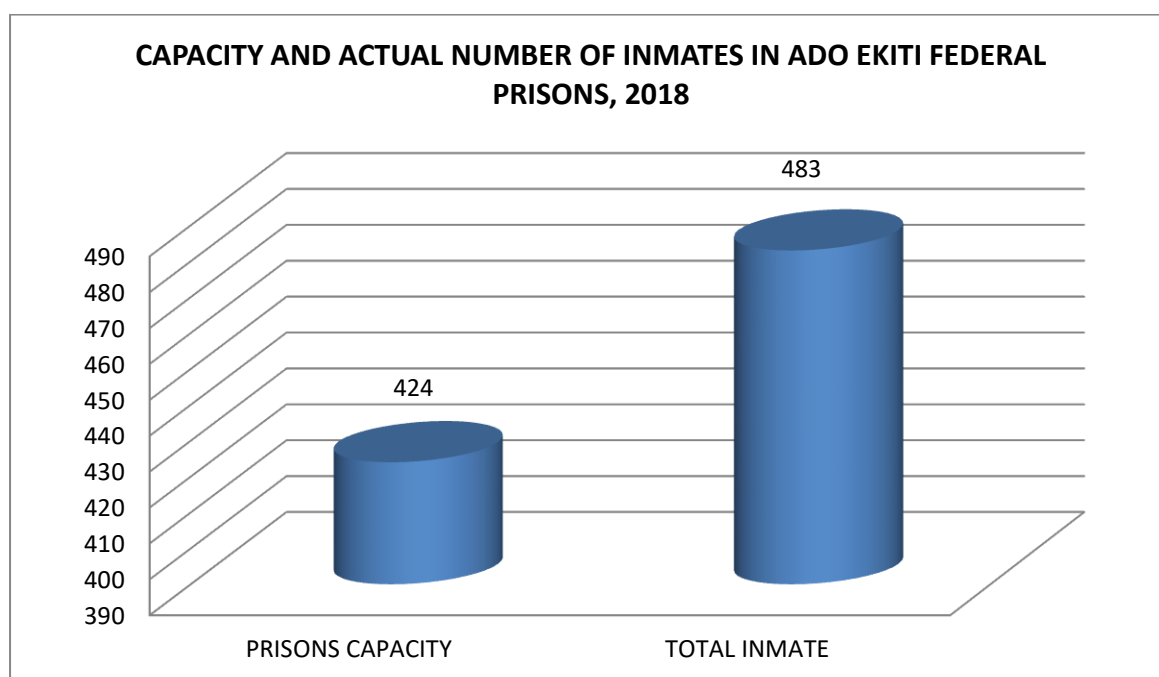


FIG.3.1

TABLE 3.2
DISTRIBUTION OF STAFF IN FEDERAL PRISON, ADO EKITI BY SEX AND PROFFESION, 2018

CADRE	M	F	TOTAL	%	
Professional		04	02	6	5.9
Administrative		12	-	12	11.9
Other		62	21	83	82.2
Total		78	23	101	100

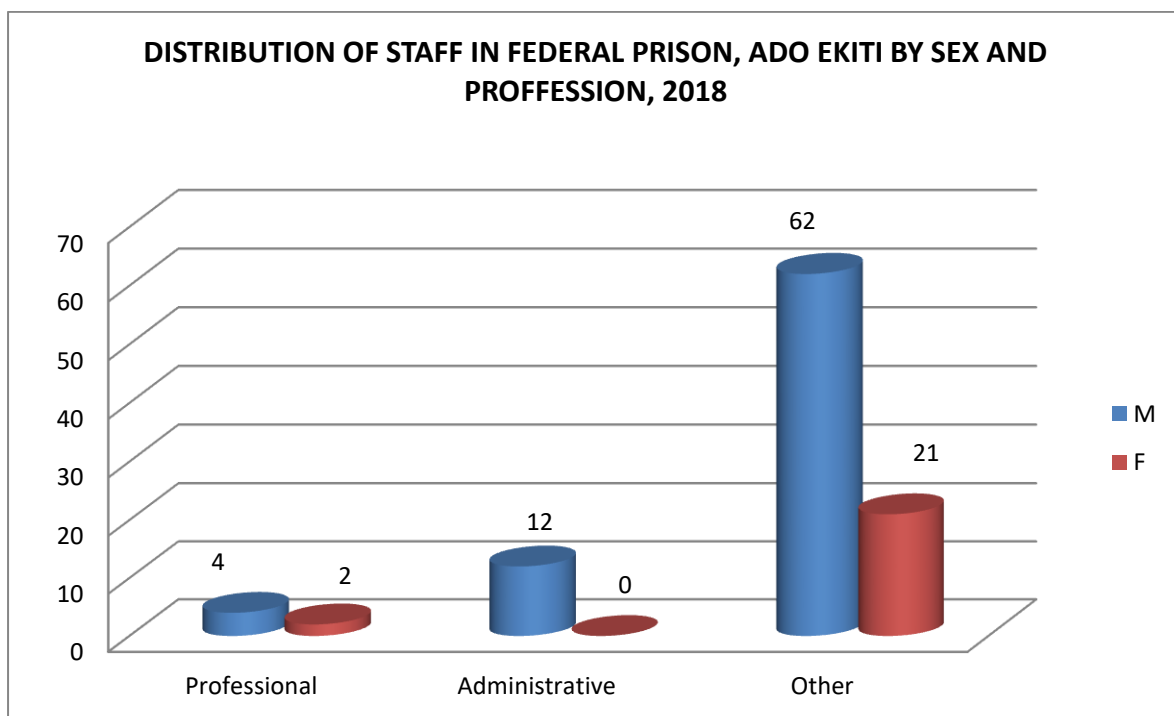


FIG.3.2

TABLE 3.3
AVAILABLE FACILITY IN FEDERAL PRISONS, ADO EKITI, 2018

S/N	FACILITY	TYPE	NUMBER AVAILABLE	%
1	Recreational Facility	1. Table Tennis	-	0
		2. Football	1	4.3
		3. Volley Ball	1	4.3
2	Religious Facility	1. Drum	1	4.3
		2. Megaphone	2	8.7
		3. Keyboard	1	4.3
		4. Guitar	1	4.3
3	Water	1. Borehole	1	4.3
		2. Well	3	13.0
4	Toilet Facility	1. Water System	4	17.4
		2. Pit latrine	-	-
5	Health Facility	1. Consulting room	1	4.3
		2. Admission Room	1	4.3
		3. beds 4	2	8.7
6	Others	Bed Side Locker	2	8.7
		Pharmacy store	-	0.0
		Table	1	4.3
		Chair	1	4.3
TOTAL			23	100

TABLE 3.4
NUMBER OF PERSONS REMANDED IN EKITI FEDERAL PRISONS,
BY SEX, MONTH AND NATURE OF OFFENCE, 2018

MONTH	NO OF PERSONS REMANDED AWAITING TRIAL			CIVIL LUNATIC		CRIMINAL			DETAINED FOR DEBT		DETAINED FOR WANT OF SECURITY		DETAINED UNDER GOVT, SECURITY		TOTAL		
	M	F	M+F	M	F	M	F	M+F	M	F	M	F	M	F	M	F	M+F
JAN	301	05	306												301	05	306
FEB	297	06	303												297	06	303
MAR	311	07	318												311	07	318
APR	299	07	306												299	07	306
MAY	312	05	317												312	05	317
JUN	323	07	330												323	07	330
JUL	279	06	285												279	06	285
AUG	298	07	305												298	07	305
SEPT	306	06	312												306	06	312
OCT	343	05	348												343	05	348
NOV	336	05	341												336	05	341
DEC	333	04	337												333	04	337
TOTAL	3,738	70	3,808												3738	70	3808

TABLE 3.5

DISTRIBUTION OF CONVICTED PRISON INMATES IN EKITI FEDERAL PRISON BY SEX, 2018

MONTH	NUMBER CONVICTED		NUMBER UNCONVICTED		TOTAL			
	MALE	FEMALE	MALE	FEMALE	MALE	FEMALE	TOTAL	%
JAN	136	-	301	05	437	05	442	8.3
FEB	135	-	297	06	432	06	438	8.3
MAR	126	-	311	07	437	07	444	8.4
APR	126	-	299	07	425	07	432	8.1
MAY	125	-	312	05	437	05	442	8.3
JUN	129	-	323	07	452	07	459	8.7
JUL	120	-	279	06	399	06	405	7.6
AUG	116	01	298	07	414	08	422	8.0
SEPT	118	01	306	06	424	07	431	8.1
OCT	121	-	343	05	464	05	469	8.8
NOV	119	-	336	05	455	05	460	8.7
DEC	122	-	333	04	455	04	459	8.7
TOTAL	1,493	02	3,738	70	5,231	72	5,303	100

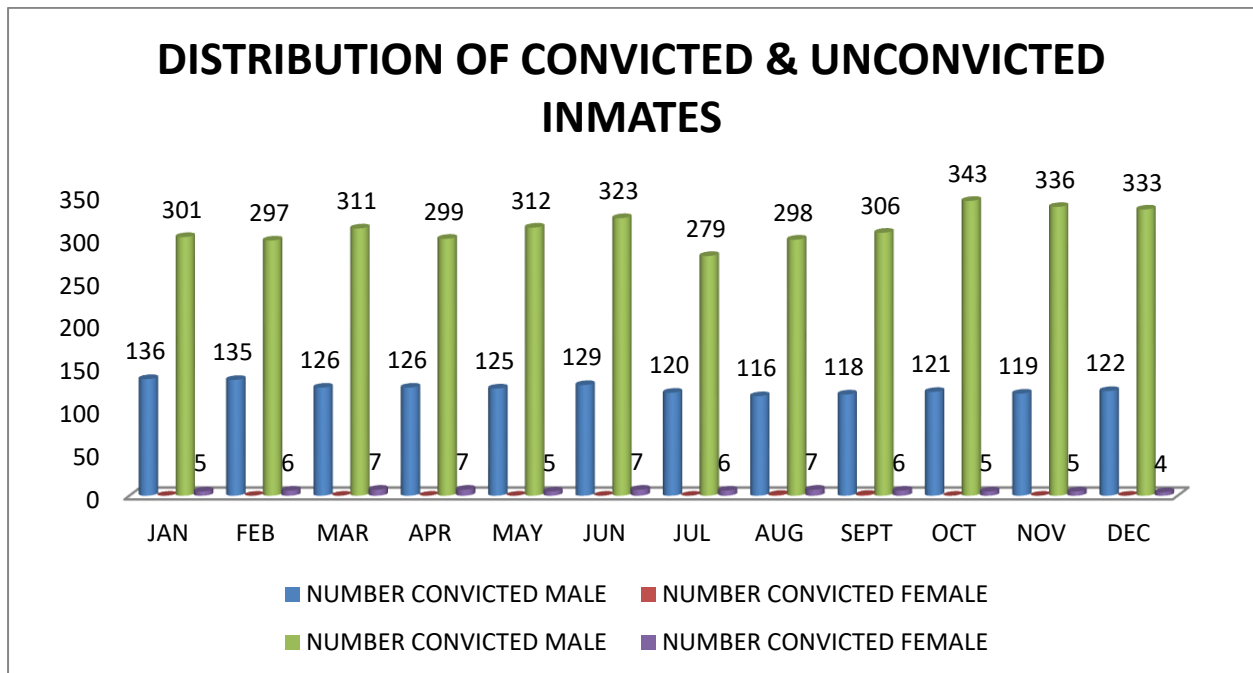


FIG.3.3

TABLE 3.6
NEW ARRIVAL INTO FEDERAL PRISONS ADO EKITI BY SEX, MONTH AND NATURE OF CONVICTION,
2018.

MONTH	FIRST OFFENCE		HAVING ONE PREVIOUS CONVICTION		HAVING TWO PREVIOUS CONVICTIONS		HAVING THREE OR MORE PREVIOUS CONVICTIONS		TOTAL		GRAND TOTAL	%
	M	F	M	F	M	F	M	F	M	F		
JAN	130	-	06	-	-	-	-	-	136	-	136	9.1
FEB	133	-	02	-	-	-	-	-	135	-	135	9.0
MAR	125	-	01	-	-	-	-	-	126	-	126	8.4
APR	123	-	-	-	03	-	-	-	126	-	126	8.4
MAY	125	-	-	-	-	-	-	-	125	-	125	8.4
JUN	129	-	-	-	-	-	-	-	129	-	129	8.6
JUL	119	-	01	-	-	-	-	-	120	-	120	8.0
AUG	116	-	-	-	-	01	-	-	116	01	117	7.8
SEPT	118	-	-	-	-	01	-	-	118	01	119	8.0
OCT	121	-	-	-	-	-	-	-	121	-	121	8.1
NOV	119	-	-	-	-	-	-	-	119	-	119	8.0
DEC	122	-	-	-	-	-	-	-	122	-	122	8.2
TOTAL	1,480	-	10	-	03	02	-	-	1,493	02	1,495	100

TABLE 3.7
DISTRIBUTION OF INMATES BY TYPE OF OFFENCE IN FEDERAL PRISONS ADO EKITI, 2018

S/N	OFFENCE	M	F	TOTAL	%
1	Debt	-	-	-	0.0
2	Arson	01	-	01	0.2
3	Affray	-	-	-	0.0
4	Assault	40	-	40	8.7
5	Murder	97	02	99	21.6
6	Treason	-	-	-	0.0
7	Section	-	-	-	0.0
8	Abduction	-	-	-	0.0
9	Smuggling	-	-	-	0.0
10	Immigration	-	-	-	0.0
11	Stealing	95	-	95	20.7
12	Robbery	74	-	74	16.1
13	Armed Robbery	100	-	100	21.8
14	Sex Offence or Rape	15	-	15	3.3
15	Traffic	-	-	-	0.0
16	Currency	-	-	-	0.0
17	Indian Hemp	15	-	15	3.3
18	Contempt of Court	03	-	03	0.7
19	Unlawful possession	10	-	10	2.2
20	Forgery and Altering	05	-	05	1.1
21	Escaping from Lawful Custody	-	-	-	0.0
22	Native Law Custody	-	-	-	0.0
23	Obtain Under Presence	-	02	02	0.4
TOTAL		455	04	459	100

TABLE 3.8
CONVICTS LEAVING EKITI FEDERAL PRISON BY SEX AND LENGTH OF SENTENCE, 2018

LENGTH OF SENTENCE	SEX		TOTAL	%
	M	F		
Under a Month	-	01	01	1.0
A Month but less than 6 Months	02	-	02	1.9
3 Month but less than 6 Months	09	-	09	8.6
6 Months but less than 12 Months	08	-	08	7.6
12 Months but less 18 Month	19	01-	20	19.0
18 Months but less 2 Years	03	-	03	2.9
2 Years but less 10 Years	61	-	61	58.1
10 Years	01	-	01	1.0
Natural life	-	-	-	0.0
To death	-	-	-	0.0
TOTAL	103	02	105	100.0

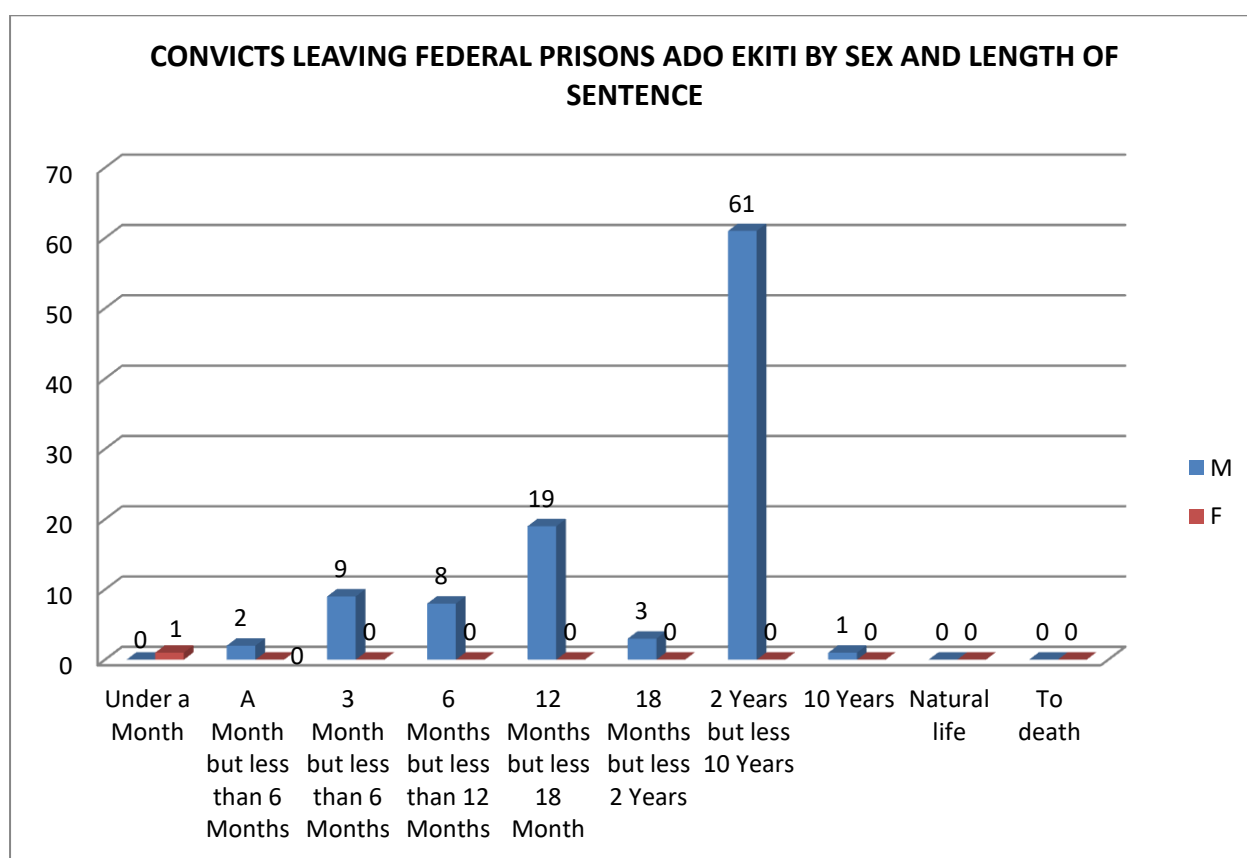


FIG.3.4

TABLE 3.9
MONTHLY RECORD OF CONVICTS LEAVING FEDERAL PRISONS ADO EKITI BY SEX AGE, 2018

MONTH	UNDER 16 YRS		17-20 YRS		21-25 YRS		26-30 YRS		31-35 YRS		36-40 YRS		41- 45 YRS		46-50 YRS		OVER 50 YRS		TOTAL	
	M	F	M	F	M	F	M	F	M	F	M	F	M	F	M	F	M	F	M	F
JAN	-	-	02	-	-	-	04	-	-	-	-	-					-	-	06	-
FEB	-	-	02	-	01	-	05	-	04	-	-	-					-	-	12	-
MAR	-	-	03	-	02	-	05	-	08	-	03	-					-	-	21	-
APR	-	-	-	-	-	-	-	-	04	-	04	-					-	-	08	-
MAY	-	-	-	-	02	-	03	-	-	-	02	-					-	-	07	-
JUN	-	-	-	-	-	-	-	-	05	01	-	-					-	-	05	01
JUL	-	-	-	-	-	-	04	-	04	-	-	-					02	-	10	-
AUG	-	-	-	-	05	-	-	-	-	-	-	-					-	-	05	-
SEPT	-	-	-	-	-	-	03	-	-	-	03	-					-	-	06	-
OCT	-	-	04	-	03	-	03	-	-	01	-	-					-	-	10	01
NOV	-	-	-	-	04	-	04	-	04	-	-	-					-	-	12	-
DEC	-	-	-	-	03	-	-	-	04	-	-	-					-	-	07	-
TOTAL	-	-	11	-	20	-	31	-	33	02	12	-					02	-	109	02

TABLE 3.10
AVAILABLE TRAINING OPPORTUNITY IN EKITI FEDERAL PRISONS ADO EKITI, 2018

S/N	AVAILABLE TRAINING OPPORTUNITY	NUMBER TRAINED	%
1	Technical Vocation	-	0.0
2	Tailoring	02	7.4
3	Carpentry	-	0.0
4	Electrical	-	0.0
5	Bricklaying	12	44.4
6	Barbing & Hair Dressing	08	29.6
7	Adire Making	-	0.0
8	Shoe making	03	11.1
9	Gold Smith	-	0.0
10	Weaving	02	7.4
	TOTAL	27	100

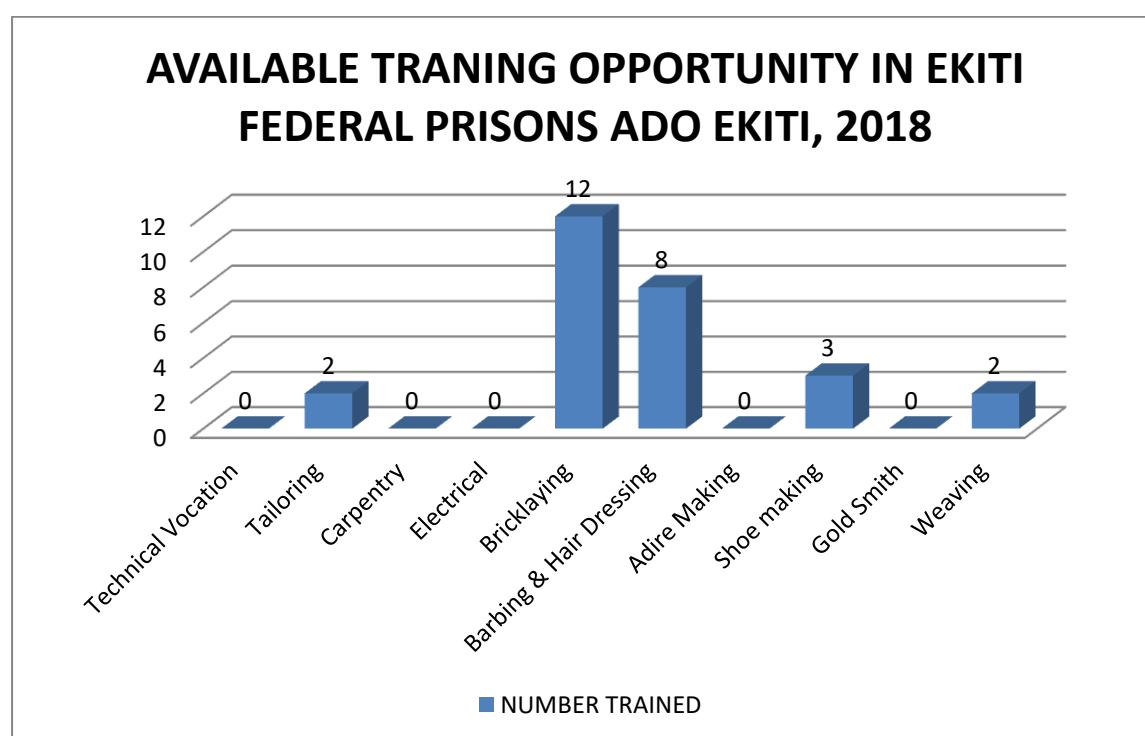


FIG.3.5

SECTION FOUR

There were a total of 92 courts spread across all the LGAs of Ekiti State in 2018. Available Statistics shows that there was no Local Government in Ekiti without at least two (2) type of courts. Specifically, the type of courts in Ekiti State adequately represents the 3 level of powers while there were 3 Federal High Courts in the State located only in Ado Local Government, other Local Government Areas excluding Ekiti South West, Ekiti West, Gbonyin, Ilejemeje, Irepodun/Ifelodun Moba, and Ise/orun did not have State high courts in their domains. As regards customary courts, Local Government Areas like Ido/Osi, Ijero and Irepodun/Ifelodun has 4 customary courts each.

Out of the 33 magistrate courts spread across the 16 LGAs of Ekiti State, Ekiti SouthWest, Ekiti West, Ijero, Ikere and Irepodun/ Ifelodun has each. Aside Ado-Ekiti which is the State capital with the highest number of courts being 19 or 20.7%, Ijero has 8(8.7%), Ido/Osi and Irepodun/Ifelodun has 7(7.6%) courts each.

The record of rank of judges by their sex was detailed in table 4.2 there were 11 judges, 33 magistrates and 18 customary court presidents in 2018. Available information reveals the sex of the judges in Ekiti to give a total of 62 judges out of which 28 or 45.2% were females. There was only 1 female judge and 13 female customary presidents. See fig for further details.

Table 4.3 focuses on the classes of Ekiti Indigenes who were Senior Advocates of Nigeria (SAN) by sex in 2018. The 8 recorded SANS who were indigenes were in private practices.

Reported cases by type of offence and the sex of the accused persons in Ekiti State in year 2018 shows that there were 937 alleged persons with 291 being females or 31% and 648 males or 69% as contained in table 4.4. Record of disposition order of several court cases handled in Ekiti State reported that offences in relation to murder, suicide, Assaults, stealing and manslaughter were investigated and tried. 181 persons were involved in all, where involved in all, where 29 of the accused persons were females or 16.02%, 152 males (84.0%) 65 suits were withdrawn, 19 discharged, 11 found guilty, 4 were discharged & acquitted, 36 suits pending and 135 were filed.

TABLE 4.1
DISTRIBUTION OF COURTS BY TYPE AND LOCAL GOVERNMENT IN EKITI STATE, 2018

LOCAL GOVERNMENT	TYPE OF COURT				TOTAL	%
	CUSTOMARY	MAGISTRATE	STATE HIGH COURT	FEDERAL HIGH COURT		
ADO EKITI	2	6	8	3	19	20.7
EFON ALAYE	1	1	1	-	3	3.3
EKITI EAST	3	1	1	-	5	5.4
EKITI S/WEST	3	3	-	-	6	6.5
EKITI WEST	3	3	-	-	6	6.5
EMURE	1	1	1	-	3	3.3
GBONYIN	3	1	-	-	4	4.3
IDO/OSI	4	2	1	-	7	7.6
IJERO	4	3	1	-	8	8.7
IKERE	1	3	1	-	5	5.4
IKOLE	2	1	1	-	4	4.3
ILEJEMEJE	3	1	-	-	4	4.3
IREPODUN/IFELODUN	4	3	-	-	7	7.6
ISE/ORUN	1	1	1	-	3	3.3
MOBA	2	1	-	-	3	3.3
OYE	3	2	-	-	5	5.4
TOTAL	40	33	16	3	92	100

TABLE 4.2
NUMBER OF JUDGES, MAGISTRATES AND CUSTOMARY COURT PRESIDENTS
BY SEX IN EKITI STATE, 2018

S/N	RANK OF JUDGES	2018			
		MALE	FEMALE	TOTAL	%
1	JUDGES	10	1	11	17.7
2	MAGISTRATES	19	14	33	53.2
3	CUSTOMARY	5	13	18	29.0
	TOTAL	34	28	62	100.0

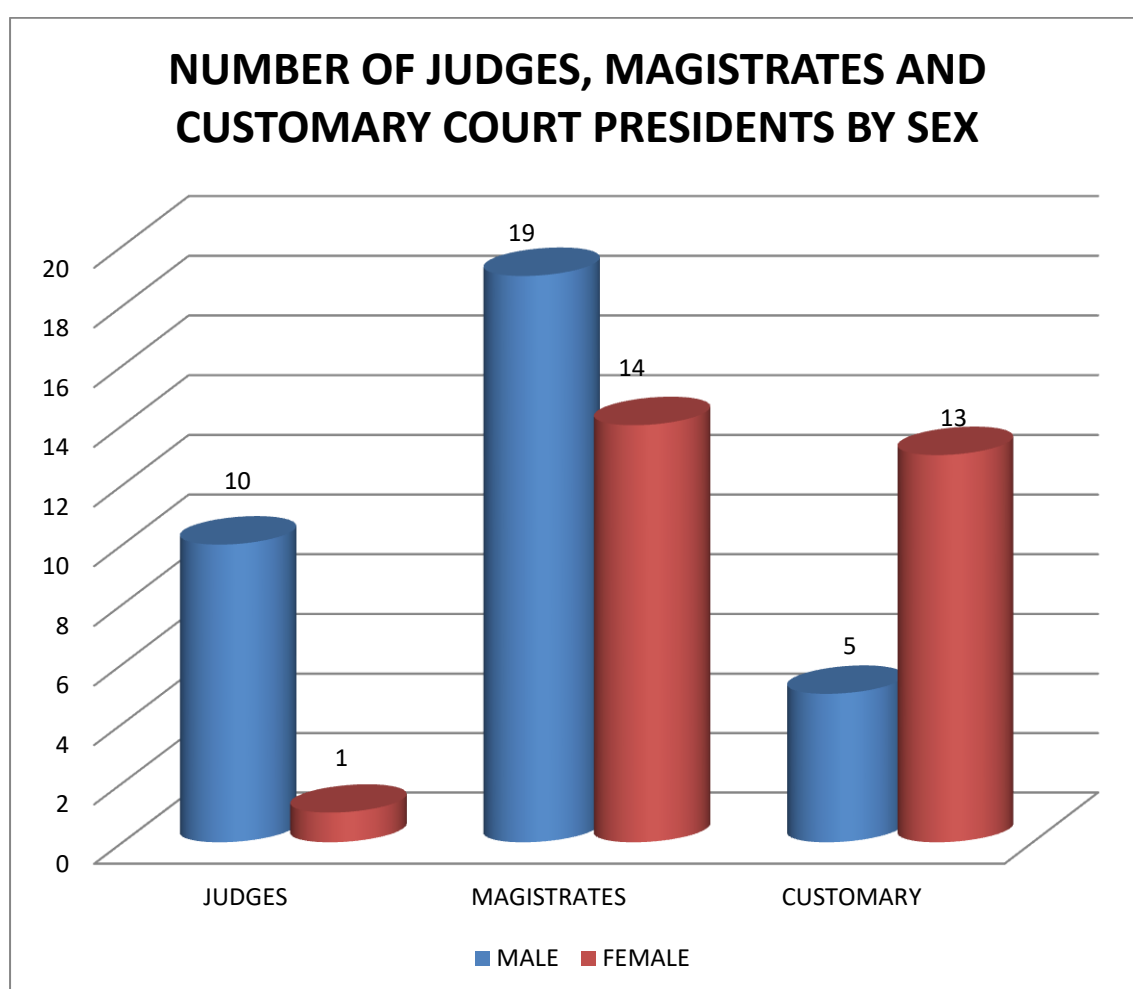


FIG.4.1

TABLE 4.3
CLASSES OF SENIOR ADVOCATES OF NIGERIA (SAN) OF EKITI STATE ORIGIN BY SEX, 2018

S/N	CLASSES	2018		
		MALE	FEMALE	TOTAL
1	GOVERNMENT SERVICES	-	-	-
2	PRIVATE PRACTICE	8	-	8
3	NOT IN PRACTICE	-	-	-
	TOTAL	8	-	8

TABLE 4.4
REPORTED CASES BY TYPES OF OFFENCE AND SEX OF THE ACCUSED PERSONS IN EKITI STATE, 2018

S/N	TYPES OF SUIT	MALE	FEMALE	TOTAL	%
1	BREACH OF CONTRACT	22	1	23	2.5
2	BREACH OF PROMISE	4	2	6	0.6
3	TRESPASS/ASSAULT	29	8	37	3.9
4	CONVERSION	-	-	-	0.0
5	RECOVERY OF DEBT	12	3	15	1.6
6	FALSE IMPRISONMENT	1	-	1	0.1
7	MALICIOUS PROSECUTION	2	1	3	0.3
8	LIBEL	-	1	1	0.1
9	SLANDER	6	2	8	0.9
10	DECLARATION OF THE TITLE TO LAND	61	6	67	7.2
11	RECOVERY OF PREMISES	85	16	101	10.8
12	RENT	210	82	292	31.2
13	DIVORCE	142	131	273	29.1
14	THREATENING	2	-	2	0.2
15	SEPARATION	41	11	52	5.5
16	ADOPTION	9	16	25	2.7
17	PARERNITY	5	1	6	0.6
18	CUSTODY	6	6	12	1.3
19	FRAUD	3	-	3	0.3
20	FUNDAMENTAL H.R	2	-	2	0.2
21	KIDNAPPING	1	1	2	0.2
22	J.D.S	-	2	2	0.2
23	DAMAGES	4	-	4	0.4
	TOTAL	648	291	937	100
	%	69%	31%	100%	

TABLE 4.5
TYPE OF OFFENCES AND DISPOSITION ORDER IN EKITI STATE, 2018

S/N	TYPES OF OFFENCE	NUMBER OF CASES						MALE	FEMALE	TOTAL
		FILED	WITHDRAWN	DISCHARGED	DISCHARGED AND ACQUITTED	FOUND GUILTY	PENDING			
1	Murder	62	17	5	1	-	39	86	19	105
2	Manslaughter	2	2	-	-	-	-	1	1	2
3	Suicide	3	1	-	-	-	2	3	-	3
4	Assaults	84	39	10	3	1	31	62	9	71
5	Stealing	135	65	19	4	11	36	152	29	181
6	Slave Dealing	3	1	-	-	-	2	2	1	3
7	Rape and Assaults	42	7	-	-	2	33	44	6	50
8	Kidnapping	11	3	-	-	-	8	7	1	8
9	Armed Robbery	145	49	3	1	1	91	150	25	175
10	Theft and Other Steady	56	2	13	13	21	7	46	11	57
11	Burglary	22	11	3	-	5	3	21	3	24
12	House Breaking	14	3	-	1	3	7	14	-	14
13	Bribery and Corruption	8	6	-	-	-	2	8	-	8
14	Forgery	19	4	-	-	-	15	18	1	19
15	Unlawful Possession	30	9	4	1	1	15	30	-	30
16	Arson	2	1	-	-	-	1	2	-	2
17	Narcotics	3	2	-	-	-	1	3	-	3
18	Bigamy	1	-	1	-	-	-	-	1	1
19	Affray	1	1	-	-	-	-	1	-	1
20	Damages	4	1	-	-	-	3	3	1	4
21	Conspiracy	7	6	-	-	-	1	3	4	7
22	False pretense	5	4	-	-	-	1	5	-	5
23	Reckless driving	4	4	-	-	-	-	4	-	4
25	Perversion of Justice	1	1	-	-	-	-	1	-	1
26	Threatening	3	-	2	-	-	1	3	-	3
	TOTAL	667	239	60	24	45	299	640	104	744